

ENJOYING VISUAL TECHNOLOGY

**SYDNEY VIDEO
MAKERS CLUB**



ELECTRONIC EYE

N E W S L E T T E R

February, 2011


2011

- 2- 5 Through the President's Lens.
- 6- 8 From Australia to Alaska- Noel Leeder
- 9 Help-Help-Help.- Neville Waller
- 10 Focus Night—Mike Elton
- 11 Small part in the Life of Gerry Benjamin
- 12 What to do on Club & Focus Nights.
- 13 Focus February- Ian Scott
- 14 Harnessing Your Talent- Eddie Hanham
- 15 Travel Night Submissions
- 16-17 Competition Corner—Competitions for 2011
- 18-19 A small Revolution—Mike Elton
- 19-20 Club Meeting January, 2011- Photos



Next Meeting
Wednesday
23rd February, 2011

www.sydneyvideomakers.org.au



THROUGH THE PRESIDENTS LENS

We had a great start to 2011 with a Focus Night about using resources available on the Internet. There are vast resources available through the Internet – a lot of them are free – to show how to do whatever you are trying to do.

One activity is buying video equipment and Peter Frohlich presented a slide show with instruction how to buy wisely on the Internet. Peter will write up an article for the benefit of people who missed out on his presentation.

I presented a video mainly about using YouTube as a Pan Galactic Encyclopaedia. You can always go to Google and ask: “How to apply effect to multiple clips Sony Vegas” and get the answer from forums like Creative-COW.net, www.WonderHowTo.com or Answers.com. By the way, the Cow in Creative COW stands for Communities of the World and you can join a community for

Sony Vegas, Wonder How To and post questions if you haven’t seen an answer already posted on the forum.

If you type, for example, “Sony Vegas” into the Search Box in Creative COW or Wonder How To – you’ll find fascinating stuff on what else you can do with Sony Vegas. Naturally, you can type in any other Video Editor name.

I found by searching for time-lapse on Canon SX1is about CHDK at <http://chdk.setepontos.com/>. CHDK stands for Canon Hackers Development Kit. It’s a bunch of “good” hackers that find ways to uncover more features in your camera that Canon wanted you to have at the price you paid for this camera...

So I tried but it didn’t quite work and I joined the CHDK forum and posted questions and some kind souls helped me make it work.

Similarly, there’s a hacker group for Panasonic, working to get more out of the GH1.


Coming back to YouTube, you can find there helpful tutorials on using your Video Editor. Just type in something like “Adobe Premiere tutorials” and you’ll see dozens of tutorials. You can be more specific and type in “Adobe Premiere cs5 tutorials” or “Pinnacle green screen tutorial” and you’ll find tutorials made by willing volunteers on these topics.



What's more, sometimes you find out from these tutorials about other useful sites. For example, when I watched a video "How to make cool intro w/Adobe Premiere" the guy mentioned 2 other sites – wipidz.com and detonationfilms.com where you can find special effects, cool intros, titles and tutorials on how to make your own... Have a look for yourself.

There are also professional sites like Lynda.com who will let you go through their tutorials on any Video Editor, Photoshop and all the other major software tutorials for a monthly fee which is getting cheaper as our dollar gets stronger....

There is useful stuff on the Internet when you're considering buying new equipment. You can go to sites like au.answers.yahoo.com/ or forums.whirlpool.net.au/ and ask a question or browse through Photography. You'll find people who already have that equipment and can give their opinion. You can also ask to compare, for example Canon 7D and Canon 60D and find people who used both volunteering their advice.



YouTube offers similar service – just type in "Panasonic SD700 review" into the search box. Alternatively, try "gh1 vs 60d" if that's what you're thinking about. YouTube also have "Unboxing" videos. Try for example

"Panasonic AG-AF100 Unboxing"

And you'll find someone in Los Angeles already got one and is happy to show you what's in the box.

You don't have to stop at equipment. You can type into YouTube's search box "directing a video" and find useful information there. Type "storyboard template" or "video script template" into Google and find templates to download.

Looking around for resources I found:

<http://actioncutprint.com/> Filmmaking Tips for the Independent Filmmaker

<http://www.pakbuzz.com/filmhelp/> Practical low-budget filmmaking advice

<http://www.cineman.co.uk/> So you wanna work in movies?

So the knowledge is there – just ask...

By the way, people at the Focus Night asked me about the software I used to do screen capture video and how to download YouTube videos.

The screen capture software is Cam Studio which is Open Source freeware and for downloading YouTube I used Download Helper, which is a Fire Fox plug-in. The latter converts the FLVs to MP4s as it downloads.

TVS

TVS found some issues with the recent videos that Joy Hruby and they couldn't go to air. Joy Saunders is organising a session with the Station's Technical Guru to find out how to remedy these issues.

Technology News



Okii Systems brought out a USB Follow Focus which lets you snap between four preset points of focus, in addition to controlling digital zoom, adjusting ISO, aperture and shutter speed, and starting and stopping shooting – pretty much a full remote setup.

The controller already sold out now, but you can preorder one from the next batch

Canon brought out the Canon 600D. It's based on the 550D but has flip-out screen, It's also got some of the filter effects from the 60D, like fake tilt-shift, fisheye and others. You can shoot in multiple aspect ratios. A new "video snapshot" feature that fire two, four or eight second video clips.

Canon unveils HR10: its first AVCHD camcorder - the unit touts Full HD capability, a 10x optical zoom lens, and instant AF. It shows that AVCHD is gaining support.

Aiming your GoPro helmet camera and replaying footage is a problem. GoPro started shipping a \$80 LCD BacPac for HD Hero. Contour is working on a viewfinder app for iOS and Android devices that will wirelessly stream video, but that's not here yet.

We have a rumour that Panasonic is developing a new 500mm mirror(reflex) tele lens! According to the source Panasonic is working with some of the Minolta specialist that made that lens. The Panasonic version will have AF (autofocus), O.I.S. (in lens stabilization) and be smaller than the Minolta version. The source doesn't know if that lens will be announced within 2011.

Coming Up:

Next Club Night we'll have Dalia Ayalon-Sinclair, who was in TV Production both here and overseas, She will talk about Directing Videos. I look forward to that.

Until next time,

Ami Levartovsky

Club President

FILM & VIDEO *Maker*

February 2011

£3.50

From Australia to Alaska

Making
The Inventor
- a 4-Star winner
from last year's BIAFF

Hollywood Owes
a Debt ...

DVDs, Blu-ray
and MPEGs

An Interview with
Howard Bagshaw ARPS



Sony's HXR-NX5
- is it all it's cracked
up to be?

www.theiac.org.uk



The Film & Video Institute



Australia and Alaska are both vast countries - but the differences between them couldn't be greater.

Australia is an enormous and ancient weather-worn island with few mountains and vast deserts, whereas Alaska is the huge geologically-young extremity of the Americas with rugged snow bound tumbled mountain chains and vast icy tundra. And both countries are a very long way apart!

A long 'plane ride can get you there from Australia - but there is another way!

Each northern summer, the Holland-America Shipping Line repositions its luxury mid-sized (62,000 tonnes) cruise liner, the MS Volendam, from its southern summer cruising around Australia and New Zealand to sail north to cruise Alaska's south western tip - the wonderful 'Inside Passage'.

My wife and I have extensively wandered the world but, today, we are both well into our eighties and my wife is also very disabled, needing a wheelchair to get around. Sailing by Volendam meant that we could actually get there safely and with minimal discomfort!

So, packing my trusty Sony camcorder and a good Olympus still camera, last May my wife and I boarded the Volendam in Sydney, Australia and sailed 16,000 km north for five weeks to reach Alaska's capital, tiny Juneau - enjoying enroute the tropical delights of French Noumea in New Caledonia, then relaxed Fiji, delightful Vanuatu, sleepy Samoa and the four lush islands of Hawaii before our Canadian landfall at wonderful Vancouver. Then it was north through the astonishingly beautiful Inside Passage of Alaska.

My Sony camcorder worked overtime, the Olympus still camera as well - to capture superb days at sea, great native lifestyles in each of those wonderful Pacific islands, sophisticated Vancouver and, above all, the majesty, scenic splendour and remoteness of amazing Alaska.

Back home, by 16-hour direct flight to Sydney from Vancouver, I had kilometres of DV tape and heaps of XD cards from my still camera awaiting my urgent attention to actually see the wonderful sights I had only glimpsed through my viewfinder so far!

The results were superb and I edited my DV to produce a long version of the trip but also two ten minute clips of some Alaskan highlights for easier showing to friends.

One was of a superb helicopter trip to land on the amazing Mendenhall Glacier within the huge Juneau Icefield. Exciting and superbly scenic footage.

The other was of a wonderful day spent cruising within the astonishingly beautiful Glacier Bay one hundred nautical miles west of Juneau.

Here we slowly sailed past chains of pristine snow clad mountains mirror-reflected in the almost frozen waters of the bay and then witnessed the almost unbelievable spectacle of the huge Marjorie Glacier calving icebergs into the bay. On tape, the majesty of all this was absolutely compelling and I entered one finished DVD in Australia's version of your BIAFF, the 2010 VOTY (Video of the Year) Festival run annually each November



Helicopters in the mountains



Ready to fly over the Mendenhall Glacier



*The
Marjorie
Glacier*



Totem poles in Stanley Park

for almost two decades by Sydney Video Makers Club in the wonderfully appointed Roxy Theatre of Film Australia in Sydney.

This is a very keenly-fought video competition, with many past winners going on to win top awards in major film festivals around the world - your great BIAFF, the Cotswolds, the Golden Knights in Malta, Guernsey Lily in the Channel Islands, in addition to Canada and the USA.

Anyhow, my 'Frozen Fantasy', of Alaska's amazing Glacier Bay has just won the coveted top award in the Travel category at Sydney's 2010 *Video Of The Year Festival*. The DVD looked absolutely marvellous on the huge screen of the Roxy Theatre - sharp as a tack in brilliant colour and with great surround sound from superb projection by Film Australia's cutting edge projection-room gear. At the closing credits, the packed theatre erupted into sustained applause and I guess that this made me even prouder than later that evening receiving a really nice 'Oscar' from Master of Ceremonies, Eddie Hanham.

But, with the trophy now sitting in pride of place in my home, I still bask in that special glow of 2010 VOTY night!

If anyone would like to have a look at *Frozen Fantasy*- albeit in much lower resolution, I've put it on You Tube and the url www.youtube.com/watch?v=ZOE2NKJ_RKw will bring it up directly.

Another Alaskan clip of Mendenhall Glacier is there too, on the url shown below.

For 'Frozen Fantasy' enter

http://www.youtube.com/watch?v=XnBq4M_9TrM

For 'Mendenhall Glacier' click

<http://www.youtube.com/watch?v=mdk-M81lt78&feature=mfu>

- or simply open YouTube in your browser and search 'nleeder' for easy access to both clips.

Video-making is truly wonderful - even in my creaky old age! But, I



would most surely like to be young and active again at a time of such huge change in electronic imaging!! You lucky members of the IAC have wonderfully exciting times ahead! And - you can read all about it in your marvellous Film and Video Maker! Enjoy!!



Capital city Juneau from the approaching ship



Vancouver at night

*Nöel and the Award for
the Travel Category at
Sydney's 2010 Video of the
Year Festival*




HELP HELP HELP.

We urgently need members to help with setting up and screening videos.
It is **YOUR** Club and we need **YOUR** help in running a successful programme.

Don't sit back and let a few people do all the work.

Please contact me on 0402222245 or
nwphoto@optusnet.com.au or at the meeting.



Neville Waller

Focus Night

Ami Levartovsky (our chairman) started the night with a talk about getting information about using cameras and editing systems on the internet. Most of us hadn't realised the wealth of information online.



Ami Levartovsky

After tea Peter Frohlich spoke about using e-bay and other places to buy equipment. Also we were told about bidding techniques for online auctions. We all found this very informative.



Peter Frohlich

Photos at Focus taken by Mike Elton



Ami Levartovsky, Rob Nercessian, Neville Clare, Gerry Benjamin and Joy Saunders.



Mike Elton

A small part in the life of

GERRY BENJAMIN

Gerry has been a member of SVMC for over two years and has been a keen attendant at Focus and the monthly Meetings.

Gerry is the first of my brief resume of the Old & The New .



Gerry Benjamin Born George Gerald Benjamin,
May 13 1930 in Bellingen NSW.
Early schooling in Katoomba starting infants at aged
3.5yrs !!
Primary & part secondary schooling in Orange NSW
1939 – 1945
Secondary Schooling at Canterbury Boys High 1945
obtaining University Matriculation in 1946

Commenced an apprenticeship in Pharmacy 1947 in
Bankstown
Became a Registered Pharmacist MPS Ph.C. in 1951
aged 21 years.

Became a 'locum' and worked and later managed many pharmacies in
Country and City and as assistant Manager of David Jones Elizabeth Street
Pharmacy Department, I was the only bachelor on the ground floor with all those
beautiful girls in the various cosmetic Departments and what a time THAT was !

Joined City Tattersalls Club whilst at DJ's and was made an Honorary Life Member in
1976.

Purchased my own Pharmacy in Padstow 1959 and married 1960 and we had our 50th Anniversary
last year 2010.

Spent 6 months touring the world and returned to become more involved in Official Pharmacy
matters and to start a new Company importing goods I had discovered whilst overseas.
The Company grew with offices and warehouses in Sydney and Melbourne.

Our firstborn was a daughter in 1964 with a son in 1968, the year culminating in being elected
President of the Pharmaceutical Society NSW.

I retired in 1990 and was honoured with an Honorary Fellow and Lifetime Membership of the
Pharmaceutical Society of Australia.

Supplied by Gerry Benjamin

WHAT TO DO ON CLUB AND FOCUS NIGHTS?

At the conclusion of the January Club Night the Secretary asked members for any specific subjects that they would like covered in the coming year.

There were three only responses following that request.

Could we please have one of this year's competitions with the genre stipulated as documentary

One club night can we have an in depth forum on the club judging process specifically as it applies to the assessment of entries, rather than the mechanics of managing judges to produce competition results.

Could club members combine to produce an entry for Tropfest.

In response the committee has initiated the following.


The Competitions Manager will publish new criteria as a documentary for the Comp closing on Aug 24.

The August club night in will be devoted to a Judging Forum and workshop. Being timed a bit nearer to VOTY the Forum may perhaps inspire a few last minute improvement changes in Member entries.

As well as the special forum we will try to arrange for one screening and judging each Club night. We can use videos sourced from outside the club so that personal egos are not bent around, alternatively If a club member volunteers a video for critique the session leader can ensure that the responses are pragmatic and delivered with a bit of sensitivity.

John Maher has a concept in mind for a Tropfest entry and will present details soon to see how many Members can contribute to a "Club Entry for Tropfest"

If you wish to add comment to these changes please feel free to do so and just because we now have these three, it is not meant to infer that further suggestions are unwanted. The committee is open to club activity and management suggestion from members at any times.



Ian Scott

FOCUS FEBRUARY 2011

INTERNET SUPPORT FOR VIDEOMAKERS

Thirty Club Members attended the February 9 focus night to hear Ami and Peter Frolich review some very interesting ways to use the Internet in support of video production. Some start up problems were experienced because the Club's HD Projector was still in the repair shop fortunately yours truly had his large screen laptop and we were able to arrange it so that the audience could gather around and follow the screen action. Judging by the interested looks the viewing was fine and the information was capturing the attention of those attending.

Ami kicked off the evening opening up some U Tube and Training company sites to see what freebie instruction was available. Sure enough we were able to access some "How to do it" tutorials for editors namely Vegas and Pinnacle. Ami easily found many more applicable to other popular editors.

User forums are another source of information, particularly about equipment and software idiosyncrasies and problems. These forums can be very helpful when you have an equipment operating problem, just go to the appropriate forum and type in "Your problem" and see what others may have found and resolved.

After the tea break Peter got us more into a buying and selling mode, in particular the use of E Bay. Before leaping into E Bay and buying up big there is a lot to be said for visiting sites which review equipment performance and provide ratings based on user feedback and service problems. Once you have your mind set on the item you want its time to get into E bay and start bidding for it. Peter spent a great deal of time on the strategy of bidding. The overall message being to avoid bidding too early, keep up to date with the bidding and then slip in the last few minutes or seconds with a final bid to secure the item and saves paying too much for your treasured item.

The most useful of the sites accessed by Ami and Peter are listed so that you can experiment for yourself.

Quite an interesting evening.



Ian Scott.



Harnessing your Creative Talent

I'll be conducting a session this Wednesday Night to do with the above title. What a title, I think its ambitious for me to even contemplate the title, but I took it on possibly as a challenge to myself. I have embraced the subject with a certain amount of trepidation and examined my attitude to the subject over a period of time to witness how I myself approach creativity.

For one I put it off, why? Because of fear maybe that I am unworthy, don't have a clue, don't know where to start, maybe I'll think of something soon, something with crop up and I'll know what the answer is. I don't have a creative bone in my body, others are better than me. I don't know enough about the subject. What will others think? I don't have enough experience in the subject. I'd rather be doing something else, there are other things that have priority today - tomorrow will be more convenient. But I know what the answer is says me, why else did I ask the question? These are all questions of doubt which one has to punch through before one starts. Maybe that's my first point Get Started, overcome your fears, do something, forget what others think, get going, sit down and just start.

I guess this is the problem all writers have, so they plan to sit down at the word processor regularly every day to discipline themselves to just do it. In video production it means much more because we have a lot more mediums to bring under control such as: the script, cinematography, audio or sound, and editing.



Well I thought of the title for this subject, but why did I chose “harness”, good question I say. Well “harness” means first of all to take control. With a horse and cart, one has reigns. Just holding them doesn't get started, we have to tell the horse to giddy up. Same with ourselves.

This session will be a challenging one, not only for me, but I hope for yourself. So come along and learn how to take the reigns of your creative abilities to greater heights.



Eddie Hanham

"TRAVEL NIGHT SUBMISSIONS

The March Focus Night meeting is another popular Travel Night. an opportunity to show your fellow members what you did with the Ad Hoc challenges of making a travel video. It is also a good opportunity to see the work of others and perhaps glean a few ideas about travel video making.

There is still some space in the program for additional submissions. Anything up to 15min duration is ideal. The submission list will be on the notice board next club night so bring along the details on your video so that you can add it to the list. Neville Waller is running the travel night event so if you have any questions he would be happy to answer them.

Ian Scott

Secretary SVMC"

COMPETITION CORNER

We are now into the second month of this year, and I hope you have all been working on your entries.


The first one is due in on the 23rd February, please supply me with five DVD's as each Judge receives one and I keep one.

The list of competitions for 2011 are on page 16.

You have requested more Documentaries so the committee have decided to replace the last entry. So please give me something to do and Good Luck.

Margaret Tulloh

Competition Manager.

 Competition Closing/ Screening	Theme/ Category	Length (mins)	Awards Night
23/02/11	"Open" : Submitter decides genre and theme. An opportunity to do your special thing.	5	23/03/11
27/04/11	<p>"3 or 5": Five "things" are nominated:</p> <ul style="list-style-type: none"> • ladder • bowler hat • pair knickers • spectacles • scarf <p>The entry must use at least three of these items and they must be used in the plot within context.</p>	5	25/05/11
22/06/11	<p>"Sell the unsaleable": a 60 second advertisement to sell the unsaleable, eg "legalise speeding" or some other such ridiculous initiative.</p>	1 min ad	27/07/11
24/08/11	<p>"Documentary"</p> <p>"A Day in the Life of Sydney".</p>	5	26/09/11

A SMALL REVOLUTION

As a photographer I always like to carry a small camera in my pocket which I can use to photograph anything I come in contact with on my travels. Now with the invention of HD video and its use spreading to all kinds of cameras and phones I am able to take video records as well. If you saw my two entrées in Voty shown last month you may be interested to know that they were both taken using a Lumix TZ10 camera. Just a couple of scenes were taken on tape using a Canon HV10 video camera. I took this in case the TZ10 was able to take the video I wanted. In fact it was and I didn't have to use the



Video camera much at all.

The Lumix TZ10 is easy to use and gives great results. There is no viewfinder you focus and record on the back screen. To which I added a little shade made by Delkin Devices and found at Paxton's. The shade makes it easier to use the screen in bright daylight. The



lens is an Elmar designed by Leica.

In fact the camera is badged as a Leica in some countries. The lens has a pretty remarkable 25mm wide angle and is a 12optical zoom.



The camera is well stabilised. On the down side there is no microphone or earphone plug but there is an HDMI socket to allow attachment to a TV for viewing video. Downloading from the camera for editing is simple using a provided USB wire. On PC's there is a program supplied with the camera. On Macs you simply download images as you would for stills except they are video recordings with the name MOV added to the number. Video is recorded at 1,280 x 720 Pixels on AVCHD Lite.

With 12.1 effective mega pixels stills are excellent, better than you get from most Video Cameras. To shoot stills you press the shutter release on the right top of the camera. To shoot video you press a red button at the back of the camera and press it again to stop recording . You cannot take a

still image while recording video unlike some SLR's. But its perfect for travel pictures carried in a small case on my belt.

Editing with both Final Cut Express and Vegas works well and you can mix video from the SD card and that from Mini-cassettes. The TZ10 is an excellent go everywhere camera and even has in built GPS system

While I am happy with my Lumix it is still relatively large so recently I bought a 14 mega pixel Olympus 5010. Not quite as efficient as the Lumix but this can be carried in a top pocket and takes good stills and video. I am still testing this camera but it looks good on the surface if not in the same league as the Lumix. Well it did cost a third of the price.



By Mike Elton

Monthly Meeting 19th January, 2011.



Ian Scott, Barry Crispe with Vistor



Andy Doldissen and Eddie Hanham



Leonard Lim



Peter Frohlich



Graham Sainty Beryl Stephens, Joy Saunders & Chris Kembessos



Don Reade and Neville Clare



Don Reade, Chris Saville & Kent Fry



Josie Milgate, Joy Saunders Lee Crispe and Beryl Stephens



Mike Elton & Gerry Benjamin



Andy Doldissen & Ami Levartovsky



Max Milgate and Rob Nercessian



Ian Scott & Neville Waller



Mike Elton, Chris Callaghan and Ami Levartovsky



And the Judging debate is still on.



Any more questions

Photos by
Margaret Tulloh

President:

Ami Levartvosky

Vice President:

John Maher

Secretary:

An Scott

Treasurer:

Peter Frohlich

The Club meets on the **FOURTH WEDNESDAY** of each month (except for November & December) at 8PM at the Dougherty Centre, Victor Street, Chatswood. Tea & Coffee are available from 7PM. **FOCUS** nights, which usually cover technical subjects, are held on the **SECOND** Wednesday of each month (except January & December) at 7.30PM at the Dougherty Centre, Victor Street, Chatswood.

The Committee meets on the **FIRST WEDNESDAY** of each month. Members are always welcome to attend, and for meeting time and venue, see any committee member.

Member's guests may be invited to meetings; the first visit is free, subsequent visits are \$5. New members are always welcome. Annual membership is single \$56, self and spouse \$76, country member \$28 - with an initial joining fee of \$10.

Note: Equipment brought to a Club night is not covered by the Club's insurance. Members should study their household insurance and check whether their video equipment is covered away from their premises and consider whether their cover should be extended.

All articles in the "Electronic Eye" magazine are copyright. Reproduction is allowed by other video clubs providing both author and The Sydney Video Makers Club are acknowledged.

Disclaimer: In regard to any products, services or procedures which are either advertised or mentioned in this newsletter, members should determine for themselves the reliability and/or suitability for their own requirements. The Sydney Video Makers Club cannot accept responsibility for any product or service statements made herein, and the opinions and comments of any contributors are not necessarily those of the club or the Committee.



President	Ami Levartovsky	0419 041 901
Vice President	John Maher	9634 7229
Secretary	Ian Scott	0419 239 953
Treasurer	Peter Frohlich	0414 414 441
Membership Secretary	Peter Frohlich	0414 414 441
Competition Manager	Margaret Tulloh	9451 9718
Actor Liaison	Phil Brighton	9427 3614
Library Manager	John Maher	9634 7229
Voty Organiser		
Audio Director	Phil Brighton	9427 3614
Publicity Officer		
Editor Electronic Eye	Margaret Tulloh	9451 9718
Web Master	Kent Fry	0422 164 432
Help Desk Coordinator	Eddie Hanham	9327 4118
Meetings Coordinator	John Maher	9634 7229
Visitors Coordinator	Joy Saunders	9498 8003
Copyright Registrar		
Video Director		
Team Coordinator	Ami Levartovsky	0419 041 901
Catering	Elmaz Kavaz	9402 5797

Please address all correspondence for Committee Action to:
The Secretary,
Sydney Video Makers Club,
P.O. Box 1185,
CHATSWOOD NSW 2057