

ENJOYING VISUAL TECHNOLOGY

**SYDNEY VIDEO
MAKERS CLUB**



ELECTRONIC EYE

N E W S L E T T E R

SEPTEMBER, 2013


2013

- 2 Presidents Lens.
- 3- 4 President's Report for AGM 2013
- 5- 7 AGM Agenda.
- 8- 9 A Projector.
- 10 Library Desk for September.
- 11 Voty Tickets on Sale.
- 12-14 Focus 11th September 2013.
- 15 Manual Camera Operations- October Focus.
- 16-17 Time Lapse with a GroPro.
- 18 Tall Ships.
- 19 Calendar 2014.



**Next Meeting
Wednesday
25th September, 2013**

www.sydneyvideomakers.org.au



Through the Presidents Lens

Welcome to the September edition of the Electronic Eye.

I really enjoyed David Green's presentation at our last focus night. Quite a few people said it was very worthwhile and the reason being he pitched it at just the right level for our members. I think we all learned something about audio that night. David has offered club members a discount on his range of MyMyk products so if you are interested let Peter Frohlich know and he will put in a consolidated order from the club. These products

are targeted at the niche DSLR market, they are very small, lightweight and well constructed to capture better audio.

The September club night is the AGM where a few of the current committee will be standing down. Please try and come along and if you would like to help on the committee we would love to have you. I am happy to stand as president again next year.

There will be a motion to amend the constitution at the AGM. It has been prepared by Peter Frohlich and myself. Please read it carefully. In the constitution there are clauses which currently conflict, this amendment rectifies this anomaly.

I will be overseas on holiday until October and unable to attend the AGM, Ruskin as Vice President will chair the meeting.

Stay Focused

Andy

Presidents report for AGM 2013

This year started with a push to get new members into the club. Our online “Meet Up” Sydney Video Makers site has steadily grown during the year and now stands at 39 members. This is great exposure to a new demographic. With this and our new web site, which projects a much more professional image of our club, we have gained 8 new members this year. While this may not seem much, it is a turnaround from the falling membership in recent years.

We have had some interesting external speakers this year. Dion Wilton on lighting, Mike Dillon on documentaries, David Green capturing better audio, Recky on teleprompters, and we are looking at Panasonic coming to the club in October, if their schedule allows.

Training is an important part of our program and this year Dion ran a lighting workshop at Dragon Image for our members. This was done at a very competitive rate and we were able to get a good insight into the latest lighting products on the market and how to use them. We followed this up with the purchase of a LED lighting kit for club member use.

We also purchased a club laptop to improve the screening of videos and Rob Nercessian adjusted our projector to improve its image.

We have followed through with some of the suggested changes by screening competition entries on the night they are submitted and also having a permanent slot for members clips at our club night. So bring a clip of your latest project on a disc or USB stick and share with members.

We are trying to make VOTY more entertaining and have adjusted entry times for some categories. We have also initiated an inter club drama video competition and from speaking to the other clubs they are all keen to participate.

One popular evening was demonstrating members new purchases or home made equipment with a Show & Tell in June, - we will do it again!

I would like to thank the current committee for all their hard work during the year. I would especially like to thank Margaret Tulloh for all her work as competition manager over the last few years.

Remember our last Focus night this year is a feedback session - please tell us what's working and what's not.

I apologise to members for not being at this years AGM but in the game of life a wedding anniversary will trump an AGM every time.

as always stay focused

Andy Doldissen



**AGENDA FOR SYDNEY VIDEOMAKERS CLUB
ANNUAL GENERAL MEETING**

**To be held during September SVM club night meeting on 25th of September
2013**

1. Call to Order

The President to establish that there is a quorum of members present.

Apologies to be noted

2. Previous minutes

2.1 *Corrections:* A copy of the previous minutes has been posted on the notice board, and

3. corrections if any are to be noted.

2.2 *Acceptance:* Of previous mins as tabled or with any amendments noted.

2.3 *Business arising* from the previous mins.

3. President's report Highlights.

The president's AGM report will be published in the September issue of EE the Club journal.

4. Treasurer's report.

Report for financial year ending 30 June 2013. Copies of the report will be posted during on the notice board during the September Club night prior to the AGM. Interested members can study the report prior to the meeting.

4.1 *Acceptance:* Treasurers 2013 report.

5. Election of Officers and Management Committee for 2014

President will hand over the meeting to a meeting chairman, usually a Past President.

The meeting chairman will declare all Committee positions vacant, and will call for nominations to the following positions.

President

Vice President

Secretary

Treasurer

Publicity Officer

Editor, Electronic Eye

Membership Secretary

Librarian

Competitions Manager

Media presentation team(2)

Other Ordinary members (up to a further three)

6 Proposed amendment to Club Constitution

The following Paragraphs from the Club constitution create ambiguity when a change to the Club Rules and Procedures is proposed.

Clause 14.1 could be interpreted to mean that a rule change can be made by the Club Committee at any time and will be valid until an AGM considers and accepts or rejects the change.

Clause 14.2 could be interpreted to mean that the rules and constitution can only be altered by resolution of the members at an AGM or SGM.

Clause 5.9 clearly states that the Committee is responsible to draft and amend Club Rules.

14.1 Interpretation

If an interpretation of this Constitution or Club Rules made, or hereafter to be made, is required then the Management Committee is responsible for such interpretation. Any interpretation made will be valid until a resolution at a General Meeting resolves to amend the Constitution or Rules to remove the anomaly requiring the interpretation.

14.2 alterations

This Constitution and any Club Rules, by-laws and regulations made hereafter may be altered by resolution of the members at any Annual or other General Meeting duly convened in accordance with Clause (7).

5.9 Club Rules

Club Rules shall be published to define the conduct of certain Club activities such as competitions. Drafting and amendment of Rules shall be confirmed and actioned by the Management Committee.

The following amendment to the constitution is proposed by Andy Doldissen, President and Peter Frohlich, Treasurer, both financial members of the Club.

WE PROPOSE that the Club's Constitution be altered by amending:

- ☐ **Clause 14.1** by removing the words "*or Club Rules made, or hereafter to be made,*" and the words "*or Rules*"; and
- ☐ **Clause 14.3** by removing the words "*and any Club Rules, by-laws and regulations made hereafter*" and adding the word "*only*" before the words "*be altered*".

DETAILS OF PROPOSAL AND CASE FOR ACCEPTANCE.

A separate document titled “AGM_Const_Changes_2013.pdf” has already been circulated by the proposers to provide detail in support of their proposal.

OBJECTION AND ALTERNATE PROPOSAL

Following on from the publishing of the draft of this agenda an objection to the proposal has been lodged by member Chris Callaghan. An alternative amendment has been proposed which allows the Committee to make minor changes to the Club Rules and Procedures but requires member acceptance to major changes at an AGM or SGM.

A separate document “Objection to proposed changes” provides further detail and has been circulated with this final agenda .

7 Other business

Any other business, proposal or formal objection to the proposed constitution amendment to be discussed at this AGM must have been lodged with the Secretary in writing by 13th September 2013 to allow fourteen (14) days for final notice of meeting agenda to the Members as required by our constitution.

No further items have been received.

8 Close meeting.

The meeting will close when all business is completed.

Final agenda published Sunday 21st September 2013

I Scott
Secretary SVMC

A PROJECTOR

I was asked by the committee to evaluate the club's projector and calibrate it to meet the manufacturer's specifications and determine its suitability for our purposes.

I believe a few of the members were concerned about the lack of image consistency as their hard work on perfecting their films was not looking so crash hot on the silver screen.

With so many fingers touching the many projector adjustments over time a different video quality appeared on the screen each month with unpredictable and interesting effect on convergence, brightness, colour and saturation.

After spending some quality time with it at home I was able to tweak it back to good health. All that was needed was reading the manual and some TLC.

In fact we used it on our August travel-video night to project a variety of member's films ranging from analogue-acquired film to full HD.

I spent that whole night looking at both the club's laptop screen (The source) and the projected image and found them to be comparable.

We didn't have sufficient time then to go into much detail on the night however I was invited by the club president (Andy Doldissen) to give an instructional session on how to set it up or rather (how not to) at our September club night, so please attend if you want to see what the projector is capable of.

My impression as to why the projector didn't always perform at its optimum can be attributed to the following reasons.

1. Incorrect calibration of the unit (now mostly fixed)
2. Using standard definition DVD when the projector is capable of High definition

You should still use DVD's as per normal to send to judges via Margaret, but It's advisable that you save a copy on a USB stick (in FULL HD) for the club night screening. Ruskin can upload it to the Laptop on the night for streamlining.

3. Your clip may be over or under saturated or have excessive colour cast.
4. We don't use a proper silver screen. We project onto a painted wall.
5. Ambient light from outside
6. HDMI cable may not be V1.3 or V1.4 (I haven't tested this yet).
7. VGA cable too long (This may or may not apply)
8. Not all inputs are calibrated yet. I only had time to fix the common ones we use.
9. Too many untrained people may be changing settings.

If time permits I will provide basic instructions to members at the AGM

If time permits we might show member's own images to further ascertain the quality of our unit, But as our projector is capable of Full HD I do advise the following:


1. You may bring a still image or a 2 minute clip of the highest quality you have, preferably HD (1K) or full HD (2K).

For best results copy an image straight from your HD camera onto a USB stick using your computer to download then copy to the USB (without edit).

2. Avoid putting it on a DVD, because DVD's are standard definition (only 0.7K) . Also the burning of your HD images onto a DVD does involve an Mpeg2 compression which loses something in the translation.
3. You ought to use high quality USB sticks! These five dollar USB specials in the supermarkets are not for you. As a serious amateur you can afford the high speed ones, they may cost \$50 for 32 gig (or 16 gig for less) but the good ones have come down in price.

Your camera uses data speeds of 25 mb/s for AVCHD system to take the image from the lens to the storage.. (High bit rates for some cameras), The old USB cards work slower so you will end up with a break in continuity during the show. New flash cards can exceed 100 mb/s transfer rates and USB 3 is now is available on every new pc.. so keep your standards high throughout the process.

The club projector therefore passes the test.



Rob Nercessian

From the **S.V.M. LIBRARY DESK**
FOR SEPTEMBER

CD Disk 27/ 4: 200 PRO SOUNDS All mp3 format Sound.

This disk has 239 sounds and about 195 from 1 second to 58 seconds **Heart**

, there are about 30 range up to 1 minute, 11 up to 2 minutes, 3 only up to 3 minutes.

There are 6 with **AMBULANCE** sounds, 2 with **BIRD** sounds, 1 **BRIEFCASE**
ZIPPER, 19 with **CAR** sounds e.g.: (alarms, brake, doors opening & closing, pass by,
horn, idling, screech stop, won't start,) 2 **CHAINSAW** sounds, 4 with
CLUNKER sounds, 2 **CROWD** sounds, 2 **DOG** sounds, 2 **DOOR** sounds, 2 on
ELECTRIC CAR DOORS, 26 with **FIRE** sounds e.g.: (fireworks, fire trucks, firing
squad) 2 on **GLASS** sounds, 1 on **GIRLS SCREAM**, 3 with **HAIL** sounds, 3 with
HAND sounds, 3 with **HARLEY** (start & idle) sounds, 2 on **HEART MONITOR**, 2 on a
HELICOPTER pass, 2 on **HIGHWAY TRAFFIC**, 2 on **INSIDE** e.g.: (helicopter &
bus honking), 5 with **JET** sounds, 5 with **KIDS** sounds, 3 with **LIGHT WIND**
sounds, 1 on **MERCEDES** start & idle, 2 on **METAL DOOR** sounds,
3 on **MOTORCYCLE** sounds, 8 with **NEW**- e.g.: (1 on coo coo clock -1 on VW drive
by- 6 on new year
fireworks), 2 on **PEOPLE** eg: (talk & yelling), 5 on **POLICE** sounds, 2 on **PRINT-**
ING SOUNDS, 2 on **RACE** sounds, 4 with **RAIN** sounds, 3 on **RIFLE** sounds, 1 on
ROWDY CROWDS, 3 with **SCREAM FIREWORKS**, 2 with **SHIELD** sounds, 2
with **SHOOT** & 6 with **SHOT** sounds, 2 on **SIREN** sounds, 5 with **TRAFFIC** sounds, 1
on **TIRES**
SCREECHING, 5 on **TRUCK** sounds, 1 on **UNLOCKING A SQUEAKING DOOR**,
5 with **WALK** sounds eg:(high grass, in boots, in clogs, & hi heels), 2 with **WATER**
DRIPPING, 2 on **WINDY CHIME** sounds,

More on the Music and Sound Effect's next month.

You're Librarian

Graham Sainty



Video of the Year 2013

TICKETS NOW ON SALE

Drama

Travel

SYDNEY VIDEO MAKERS PRESENTS AN INDIVIDUAL & GROUP PRODUCTION

VIDEO OF THE YEAR 2013

ORIGINAL CONCEPT BY **YOU** SCREENPLAY BY **YOU** EDITED BY **YOU** SPECIAL EFFECTS BY **YOU**

RUNNING TIME: 2 HOURS TICKETS INCLUDE: DRINKS & NIBBLES TICKETS: \$30

CLOSING DATE FOR ENTRIES: 23 OCT. 2013 MORE INFO: www.SydneyVideoMakers.org.au/Voty2013

SHOWING AT FILM AUSTRALIA - 29 NOVEMBER 2013 - BOOK NOW

SYDNEY VIDEO MAKERS CLUB

SEPTEMBER FOCUS NIGHT

A very interesting and informative session featuring David Green CEO of my**MYK**. David's speciality is of course audio. He is the designer of a range of audio capture devices specifically designed for DSLR camera use.

David has a long and interesting history in Audio Engineering he has worked for many organisations such as the ABC. For a number of years he principle microphone designer for Rode.

Before presenting the my**myk** products he passed on quite few "audio gems" of use for all video capturing devices be they DSLR or camcorder.

The camera mic is not the best device for your audio capture.

Get you mic as close to the sound source as you possibly can,

Never capture without a pair of Studio Headphones connected to the camera.

Remember the Shotgun mic is not an audio telescope, it only focuses on the source excluding surrounding sound.

Always use 48Khz sample rate a lesser rate will lose sync.

With those pointers in mind David then demonstrated his range of my**myk** accessories. Including a smart cable to allow capture to an iPhone. All of our DSLR enthusiasts agreed that the products were very useful, compact and light weight.

A final look to the future with a soon to be released Bluetooth connection accessory which will allow the use of an iPhone as a radio capture device. Not only will the Bluetooth connection provide interference free capture it will also avoid problems caused by the soon to be imposed new Govt Regulations changing frequency band allocations for devices such as radio mics.

Altogether a very interesting presentation. David left detail of his products with the Club to post on our website.

If you did not attend you missed a very good session.




I Scott
Sec SVMC

FOCUS NIGHT 11TH SEPTEMBER, 2013



Clare Waterworth & Barbara Fletcher



Colin Cooper



Jim Whitehead



Our friendly group



Rob Nercessian having a chat



Dave and his Microphones



Elvio Favalessa



Beryl Stephens



Ian Howard




Joy Saunders



Chris Saville & Jim Whitehead



Chang Shin



Barry Ormond & Don Reade

MANUAL CAMERA OPERATION

In these days of good quality “point and shoot” camcorders and no doubt DSLRs, one could rightfully ask why bother with manual operation. The short answer is control over the captured image quality or sound. By now most of my fellow club members are fairly well informed and convinced about the benefits of audio capture with an external microphone and an audio monitoring system. An essential part of the system is to put the camera in manual mode and set the sound input leaves to match the external audio devices. There are of course camera settings for other important criteria controlling the capture image.

In all we have the following usual controls;

- Audio source selection and input level adjustment.

- Manual image framing by combining;

 - Focus adjustment

 - Zoom control.

- Image white balance colour adjustment.

- Exposure setting by combination of;

 - Shutter speed setting

 - Gain adjustment

All cameras have similar settings however methods of making the adjustments will vary from camera to camera even though they achieve the same final results. The key message is that you must get out your camera and manual and train yourself to use the settings we are discussing.

The various creative aspects associated with why we use the manual settings and what benefits they provide is of course an extensive subject which I cannot cover here today.

October Focus night this year is on “Manual Camera Setting” a chance for you to “Get with your camera in manual”. Come along *with your camera and the manual* to follow along and get some setting and usage tips from the presenters. You will get a lot more benefit from the session if you spend a few minutes with you camera and manual before coming to the session.



See you there.

I Scott

Secretary SVMC

Time Lapse with a GoPro & an awesome app for fisheye correction

If you haven't already seen just how amazingly versatile a GoPro is then I definitely recommend you have a look at one - incredibly versatile and great value.

Last year we even mixed GoPro shots into a video shot on a 5D MkII and you wouldn't spot the difference in quality.

But, this article is not about the many many reasons you should have a GoPro!



The very BIG little camera!

This week I tried out the time lapse function on mine - a GoPro 2. I left it attached to an upper floor window as a wall was being built down below - ideal time lapse stuff.

The results were really good - even the builders were pleased! I set the camera on 1080 Wide initially with a shot every 30 seconds and thought that would be it but there a few learnings along the way...

On day 1 the battery ran out before the day was out, they lasted about 2.5 hours and I only had it set on a shot every 30 seconds. To save battery I had taken the screen off which no doubt helped - but not enough.

So, on day 2 I used a wall socket to USB lead to provide permanent power to the camera - you can't power it from a PC in this way but you can direct from the wall.

But, to do that you have to have the camera out of the casing - which creates a bit of a problem as the casing is used on the mount which attaches to the window and enables you to position it!



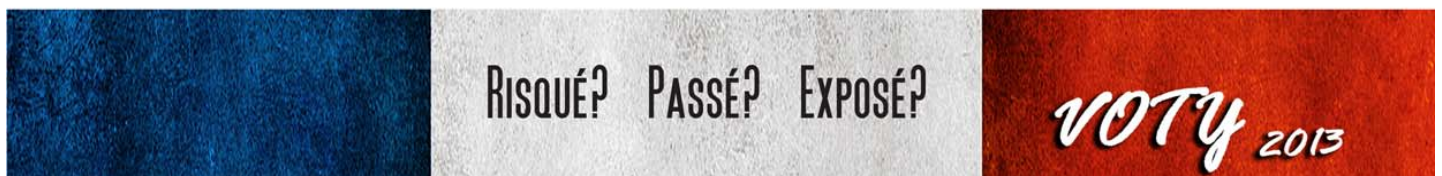
Casing prevent use of USB socket when inside it!



Screen removed to save battery - still wasn't enough to last all day



Wall socket to USB lead gave constant power



The solution was simple - elastic bands - see picture!

From then on things ran very smoothly, set up at 6.45am and leave running until 3.15pm, it gets on with taking pictures every 10 seconds and at the end of the day you have 3,500 pictures.

I had a 32GB card in the camera which I cleared each day but could more than handle it.

Fixing the fisheye - a great app

As you may know, the GoPro, especially when set on wide, gives you a fisheye view - brilliant for getting a wide shot and lots in shot, not quite so good if you want a normal view!

Fortunately there is a great application - which you have to buy to use permanently, or to use on more than 10 seconds of video - but is free to try and will fix the fish eye look - see below.

It's called DeFishR and is produced by proDAD (www.prodad.com).

I haven't bought it yet or applied it to all of my images but you can see the big difference it will make if / when I do!



Elastic bands meant being able to use the mount and feed constant power to the camera!



Before



After



J'ADORE LE DOCUMENTARY

VOTY 2013


TALL SHIPS

On the 5th of October Tall Ships from all over the world will be visiting Sydney Harbour.

This is a great opportunity for members of SVMC to get together in groups and get some spectacular footage.

Call your mates and arrange to take some video at various parts of the Harbour.

Edit these and show them at a club meeting. Check the Internet to get the latest details.



Good luck.

Mike Elton



DIARY 2014



Month	S	M	T	W	T	F	S		Month	S	M	T	W	T	F	S	
				1	2	3	4						1	2	3	4	5
January	5	6	7	8	9	10	11	No focus night	July	6	7	8	9	10	11	12	
	12	13	14	15	16	17	18			13	14	15	16	17	18	19	
	19	20	21	22	23	24	25			20	21	22	23	24	25	26	
	26	27	28	29	30	31		Aust. Day		27	28	29	30	31			
							1								1	2	
February	2	3	4	5	6	7	8		August	3	4	5	6	7	8	9	
	9	10	11	12	13	14	15			10	11	12	13	14	15	16	
	16	17	18	19	20	21	22			17	18	19	20	21	22	23	
	23	24	25	26	27	28				24	25	26	27	28	29	30	
							1			31							
March	2	3	4	5	6	7	8		September		1	2	3	4	5	6	
	9	10	11	12	13	14	15			7	8	9	10	11	12	13	
	16	17	18	19	20	21	22			14	15	16	17	18	19	20	
	23	24	25	26	27	28	29	Easter		21	22	23	24	25	26	27	AGM
	30	31								28	29	30					
													1	2	3	4	
April			1	2	3	4	5		October	5	6	7	8	9	10	11	Lab day
	6	7	8	9	10	11	12			12	13	14	15	16	17	18	
	13	14	15	16	17	18	19			19	20	21	22	23	24	25	VOTY Comp close
	20	21	22	23	24	25	26	Anzac day		26	27	28	29	30	31		
	27	28	29	30													
May					1	2	3		November	2	3	4	5	6	7	8	
	4	5	6	7	8	9	10			9	10	11	12	13	14	15	Focus party night
	11	12	13	14	15	16	17			16	17	18	19	20	21	22	
	18	19	20	21	22	23	24			23	24	25	26	27	28	29	VOTY
	25	26	27	28	29	30	31			30							
									December		1	2	3	4	5	6	Planning session
June	1	2	3	4	5	6	7			7	8	9	10	11	12	13	
	8	9	10	11	12	13	14	Queens Bdy.		14	15	16	17	18	19	20	No club
	15	16	17	18	19	20	21			21	22	23	24	25	26	27	or focus nights
	22	23	24	25	26	27	28			28	29	30	31				
	29	30															

Committee meetings 7.30pm 10.30pm
 Focus nights 7.30pm 10.00 pm

Club nights 7.30pm 10.30pm
 School holidays NSW
 NSW Public holidays

Focus Night meetings are held in the Craft Room, Dougherty Centre, Victor Str, Chatswood

Club Night meetings are held in the Main Auditorium, Dougherty Centre, Victor Str, Chatswood

Club night competitions close and screen on Club nights shown.

1	Feb	26	Open subject & genre
2	Apr	23	TBA
3	Jun	25	TBA
4	Aug	27	TBA
5	Oct	22	VOTY

Look under competitions on the club Website for more detail about comp. themes.

As per VOTY rules

See website for complete details.

President:
Andy Doldissen

Vice President:
Ruskin Spears

Secretary:
Ian Scott

Treasurer:
Peter Frohlich

Assist Treasurer
David Rogers

The Club meets on the FOURTH WEDNESDAY of each month (except for November & December) at 8PM at the Dougherty Centre, Victor Street, Chatswood. Tea & Coffee are available from 7PM. FOCUS nights, which usually cover technical subjects, are held on the SECOND WEDNESDAY of each month (except January & December) at 7.30PM at the Dougherty Centre, Victor Street, Chatswood.

The Committee meets on the FIRST WEDNESDAY of each month. Members are always welcome to attend, and for meeting time and venue, see any committee member.

Member's guests may be invited to meetings; the first visit is free, subsequent visits are \$5. New members are always welcome. Annual membership is single \$60, self and spouse \$80, Family \$120, country member \$50 - .

Note: Equipment brought to a Club night is not covered by the Club's insurance. Members should study their household insurance and check whether their video equipment is covered away from their premises and consider whether their cover should be extended.

All articles in the "Electronic Eye" magazine are copyright. Reproduction is allowed by other video clubs providing both author and The Sydney Video Makers Club are acknowledged.

Disclaimer: In regard to any products, services or procedures which are either advertised or mentioned in this newsletter, members should determine for themselves the reliability and/or suitability for their own requirements. The Sydney Video Makers Club cannot accept responsibility for any product or service statements made herein, and the opinions and comments of any contributors are not necessarily those of the club or the Committee.



President	Andy Doldissen	0403 838 783
Vice President	Ruskin Spiers	0420 834 080
Secretary	Ian Scott	0419 239 953
Treasurer	Peter Frohlich	9252 8388
Assistant Treasurer	David Rogers	0428 110 600
Membership Secretary	Peter Frohlich	0414 414 441
Competition Manager	Margaret Tulloh	9451 9718
Actor Liaison	Phil Brighton	9427 3614
Library Manager	Graham Sainty	0412 764 771
Voty Organiser	To be decided	
Audio Presenter	Phil Brighton	9427 3614
Publicity Officer	-----	-----
Editor Electronic Eye	Margaret Tulloh	9451 9718
Web Master	Glen Booth	0413 159 003
Help Desk Coordinator	Eddie Hanham	9327 4118
Meetings Coordinator		
Social Event Organiser	Mike Elton	0401 928 994
Visitors Coordinator	Gwen Roberts	0422 034 251
Copyright Registrar	-----	-----
Video Director	-----	-----
Team Coordinator	Andy Doldissen	0403 838 783
Catering	To be Decided	

Please address all correspondence for Committee Action to:
The Secretary,
Sydney Video Makers Club,
P.O. Box 1185,
CHATSWOOD NSW 2057