

ENJOYING VISUAL TECHNOLOGY

**SYDNEY VIDEO
MAKERS CLUB**



ELECTRONIC EYE

N E W S L E T T E R
JUNE, 2015

2015

- 2– 5 President's Message
- 6– 7 Night Out at Bellini's
- 8 Travel Documentary.
- 9 Screening members Clips.
- 10 General Comments on Screenwriting
- 11 Catering Roster.
- 12 Copyright.
- 13 Clip Surgery.
- 14 Focus Night Info Brief.
- 15 - 16 From the Club library—a Simple Editing Illusion
- 17 Club Meeting Night 27th May, 2015



Next Meeting

Wednesday

24th June, 2015

www.sydneyvideomakers.org.au

Presidents Message

Gerry Benjamin and Others Fundraising Success

First up this month I'd like to highlight to everyone the great work which Gerry Benjamin has been doing these last few months (and in fact last few years) in significant fundraising for the Club.

This year Gerry has, along with the capable assistance of other club members, raised well into four figure sums through a variety of video projects which he has undertaken along with a number of members.

The latest project involved around 5 or 6 days of shooting with help from various Club members as well as Gerry including, and apologies if I have missed anyone, Chris Saville, Rob Nercessian, Bill Congdon, Ian Scott, Phil Brighton and Paul Szilard.

On behalf of the whole Club I'd like to say a big thank you to everyone who has given their time, expertise, equipment and skill to bring these shoots and project to fruition. And of course, a very big thank you to Gerry for finding the opportunities, for thinking of the Club and for organising the various people to help - including organising the invoicing so the Club does actually collect the money too!

Once the project is complete I'm sure there will be a chance to view the finished piece.

Green Screen Club Night VOTY Trailer

Thanks also to everyone who participated in the Green Screen shoot at the last Club Night. For those who also came along to Focus Night hopefully you found some of the learnings useful.

Interestingly the key learnings were much less around the technical aspects of the green screen set up and lighting, but much more around the content and the need to keep things simple and stick to the original plans rather than modifying them on set - which I confess to being guilty of!

VOTY Update

We may only be in June but VOTY is closer than you think and has been front of mind for the Committee for some time who have been busy with planning for this years event since February.

As you probably already know, the Film Australia site has been slated for redevelopment and hence The Roxy theatre is likely to have been demolished by the time VOTY comes around.

Even if it remains, Film Australia are not taking bookings. Also, for the last couple of years VOTY has struggled to break even and, since pushing up tickets prices to \$50 each was not an option, we've had to step back and

look at alternatives. It's been harder than you think! We've certainly been spoilt with The Roxy!

As we looked at planning the new VOTY the Committee set itself some objectives, namely; retaining the social format with food and alcoholic drinks included, having a ticket price so that two tickets would cost no more than \$50 and ideally less, having as large a screen as realistically possible and also making sure the location is accessible, easy to find and with free parking. As it turned out, not as simple as you might think!

After a long list of ideas we shortlisted five or six options including sites in Kirribilli, Willoughby, Waverton, Mosman, and the Dougherty Centre in Chatswood.

Whilst a location overlooking the harbour in Kirribilli looked wonderfully attractive, the logistics of parking, the complications of licencing and the challenge of having projection equipment which would meet our needs all conspired to mean we had to reject it.

Cost soon excluded Willoughby and Mosman and the Waverton option was not ideal for a number of reasons.

So, after careful consideration and discussion the balance swung in favour of using the Dougherty Centre but jazzing it up and using a far bigger space than Club Night's typically employ.

This option offered all the things we need and also enabled us to guarantee we can stay within the price point objective we set ourselves. Hopefully this will make the evening more accessible and more attractive to people who might only be marginal attendee's at a higher price. It may also give us a slightly higher food budget, improving the quality of food, something which has been on the agenda for each of the last three VOTY's that I've been involved with.

There is more work to be done on the plans but we will have the enlarged room to allow for catering and more space to socialise.

Within the price there will also be some budget for decorations to considerably change the feel from a normal Club Night and we are looking at other ideas to make the evening a VOTY to remember. If you have any ideas or suggestions for the evening please let someone on the Committee know.

More Teams Needed!

For the last few years teams have very much been the lifeblood of the Club, providing a way for people to do far more than they could on their own, learn from each other, pool resources, share skills and of course, build some great friendships along the way.

At the moment we really only have 2 or 3 active teams and this is not really enough to ensure the momentum in each competition is maintained or to provide enough of a challenge to other teams, in turn driving them on through the pressure of competition.

We have no shortage of willing team members but we do need one or two more teams leaders whose contribution is invaluable in the success of teams. Please do think about helping the Club with this,

You may be in a team already but it would made a huge contribution to the Club if you were to step up and lead a new team.

Please do think about this, when the Club had 5 or 6 active teams the variety of entries in competitions was much greater, providing a much richer and interesting experience for everyone, both those making entries and others.

Social Night

As Mike Elton announced at the last Focus Night, he's organising a social evening at a restaurant in Chatswood on 30th June. He had originally intended this to include viewing of a movie beforehand but the logistics of that have made it difficult. More details on this are in this EE but if you have any questions just get in touch with Mike.

Copyright Reminder

The issue of copyright on members' videos screened by the Club was raised to the Committee recently and I'd like to try and clarify the position. Try being the operative word!

The basic rules on copyright are fairly simple even though their application can be complicated. Essentially, if you don't have permission from the original copyright holder to include material in your videos, whether that be video footage, audio assets or other materials, then you should **probably** not be including it at all and almost certainly not be screening it at the Club.

That said, and clearly I'm not a lawyer so this is a lay observation without an invoice to follow but, copyright law does seem to allow for certain 'exemptions' under things like 'fair use'.

My lay understanding is 'fair use' is not an absolute measure and is open to interpretation but, it does appear to enable **limited reasonable usage** for things like commentary, discussion & critiquing, training and things of that nature. Quite where the limits of fair use start and stop is most certainly the realm of lawyers and big invoices but clearly it is much less likely to apply to assets used in a drama than in a documentary.

So, as a **general rule of thumb** I would suggest that, if your usage of copyrighted material (audio, stills & video) for which you **do not have permission** represents more than say 15% of your production, or your production is not a documentary or similar critical piece of work then it is probably highly questionable if it would qualify for fair use.

This is a guide only and absolutely not a definitive measure, it is quite possible to breach copyright with the use of just a few frames but, hopefully this highlights the issue a little and gets people thinking.

Remember, when using copyrighted material without a legitimate and reasonable claim to fair use you could be breaching copyright and such work should not be screened at the Club unless presented very

much in the context of training or critical commentary and evaluation. Moving forward, if you are presenting a video to be screened which you don't feel you have permission for, or you are in **any way unsure** about, please **don't present it for immediate screening**. Instead, in order to protect the Club from inadvertently breaching copyright, please please please do give the Club time to review it ahead of a wider screening. Thanks.

Next Club Night

This next Club Night we will have a demonstration of how to capture better interviews. This will include lighting, audio, angles, and more and there be a chance to get involved and see what differences small adjustments make.

We'll also be screening the Travel Documentary Competition entries from all our intrepid explorers who have ventured all the way to Sydney, NSW!

Next Focus Night - In Camera Editing Challenge

And finally, do try and come along to the next Focus Night on 8th July where we'll be running the 'in camera editing challenge!'

This will be a fun and challenging practical session where we'll break in to groups, decide a theme and each group will shoot, including titling, their production in camera. There will be no editing allowed. The most you'll be able to do is to delete the last take. So, pressing record will need to be a very well timed event!

In speaking to people from other clubs who have tried this the feedback is consistently that it's a fun and interesting exercise which also provides for a great learning experience for everyone involved across a number of aspects of production - except of course editing!

Please bring your camera along to the evening along with whatever you need to be able to play from the camera either through an HDMI cable or by downloading

Hope to see you Wednesday,

Cheers
Ruskin

Night Out at Bellini's

Come and join in a good night out

With Fine Food & Wine

At

Bellini's at St Ives.

Date 30th June 2015

Time 7pm

Please contact Mike Elton

on

m.elton@bigpond.com

or

9904 6295

Please notify Mike by 25th June 2015.

We need 12 or more to get this price.

- 41.50 set menu for group of 12 or more -

Entree

Pasta Mista – A selection of three pastas served on a platter

Main

Pollo Savoia – Chicken breast with mushrooms cream and French mustard

Veal parmigiana – Veal with eggplant, cheese and Napolitana sauce

Trota Ripiene – Rainbow trout stuffed with avocado, ricotta, school prawns and French herbs, with lemon butter sauce

Dessert

Profiteroles – filled with custard and served with hot chocolate sauce & cream

Menu includes herb and garlic bread, corkage

And delicious Italian coffee to finish your meal.


Buon Appetito

Price includes GST

351 Mona Vale rd. St Ives NSW 2074

Open for dinner seven nights and lunch by arrangement

Bookings essential – Tel: 9488 8332



DUE THIS CLUB NIGHT - 24TH JUNE

TRAVEL DOCUMENTARY

A TRAVEL VIDEO BASED ON SOMETHING OR SOMEONE IN OR AROUND SYDNEY



FROM THE MC

I need your help to screen your clips. At every club meeting space is potentially reserved to screen any member's clips brought along.

Our projectionist needs to know about any clips as early as possible so that a spot can be reserved in the night's program to accommodate their screening. Early advice to the MC ensures that the evening's program is adjusted accordingly. If no member's clips are available the potential space allocation will be filled with something else to ensure that there is a full program. So if the MC is unaware of your clip at the start of the evening you may well end up being disappointed because there is now no space available to accommodate the screening.

Don't forget to provide any copyright declarations required when you give the MC your information. If you don't want your clip retained in the Club library just make that known as well.

Now keep those clips coming in. Anything of interest is welcome. Perhaps you can pass on some good solutions to particular shooting problems, or maybe you have a problem that could benefit from some helpful advice and input from fellow members.

Ian Scott On behalf of the MC

General comment on ‘Screenwriting’

by Richard Walter.

Over the past few weeks I have been reading this book about ‘Screen-writing’. And I found that the advice therein was generally practical and useful. It is of course, aimed at the fledgling script writer and is a practical guide to presenting the writer’s ideas to production houses in the usual professional manner. There is a distinct style or formula for this presentation and it covers this aspect very well.

This method of presentation has been evolved over many years and allows the person evaluating the presentation to quickly decide whether the work is a serious contender for further consideration. This part of the book is probably the most useful to our non-professional approach and the information on the business side of things, whilst interesting, is less important. The book in general will help formulate and crystallize a good idea and will quickly give a reasonable assessment as what is involved in the production of same. In other words it will set you off in the right direction.

You will still need the initial impetus to make a movie if it is to be your thing. There is no substitute to an original plot. But this publication will help you set it out in a highly readable manner and further, it is of great help to have a standard yardstick to assess what is required for actual production.

Phil Brighton.

Member SVMC.



TIME TO CHAT

At all Club meetings we take time out to have a chat and share Video making experiences.

Our Committee provides catering on Focus nights and Teams provide for Club nights.

According to the following 2105 roster.

	May	June	July	Aug	Sept	Oct	Nov
Focus Ni.	Mike	Stuart	Graham	Ruskin	Scotty	Mike	Paul
Club Ni.	Phoenix	G 7	Packers	Nuts	Phoenix	G 7	NA



COPYRIGHT

A couple of meeting nights ago one of our newer members asked me what we do about Copyright.

I promised to publish an explanation in the EE so that others who are interested could also be informed.

Basically we must not use vision media, music or written material without the expressed permission of the current owner. It is often misquoted that we are a not for profit organisation and hence exempt. That is of course incorrect, any use requires owner permission. I agree we are less likely to be sued than a commercial entity, but we still must not use copyright protected artefacts without permission.

If you do wish to use copyright material because you have obtained permission then you must quote the permission details in your competition entry, or declare it before screening your clip at a club meeting.

There is another point to ponder on. The quantity of “third party” media you use is restricted by our screening rules. This restriction ensures that a member’s final work is a sufficiently unique creation by the member. In any case none of us would like to be accused of plagiarism.

Hope that helps to adequately clarify an essentially complex matter. With regards to what is free to use, where there is any doubt, don’t use the artefact. We often hear, it’s from the web it must be copyright free, not so, yet another fallacy, some things are free but not all are.

If you want additional information specific to the Club refer to the “General Club Screening Rules” and the “Club Constitution”. Both documents are available to read on, or download from the club website.

Ian Scott

Secretary SVMC.



Focus Night

Clip Surgery



Editing



Colour
Correction



Special
Effects



Audio



File
Formats

Having a problem with your videos?

Maybe it's an **editing challenge, audio problem, colour correction job or special effects** issue you need help with? Of perhaps it's something else, either way the 'Clip Surgery' at Focus Night is designed to help!

At the end of every Focus Night we're going to start running a '**Clip Surgery**' so, if you need help, bring along the clip you're having problems with, hand it in at the beginning and **we'll see if we can fix it** that evening or maybe take it away and solve it by the next meeting.

The problem doesn't have to be complicated, it can be anything from exporting a file, removing the boom mike cable from your shot, colour correction or adding special effects.

Whatever it is, bring it along, along with the **source files** on a USB stick and we'll see what we can do to help!

Example:

Removing Boom Mike Lead.

Here's the before & after but if you need help doing it, just ask.



Clip Surgery - Every Focus Night

JUNE FOCUS NIGHT INFO BRIEF.

Despite being a short week following on from the Queen's Birthday Holiday twenty two members attended to participate in an interesting and informative evening.

MC Mike Elton welcomed attendees and outlined the evening's content. He also gave advance information about a social event to be held on the 30th June, a Dinner at Restaurant in Chatswood. Full detail are included elsewhere in this edition of the EE.

First session was a review of member's efforts on keying the Green Screen footage taken of May Club Night. A basic assembly produced by Scotty was shown first, a straightforward result by keying the clips using Keylight 1.2 in After Effects. A second version with a bit of added text to produce a very basic preroll in spite of the many problems with the media captured on the Club Night.

Ruskin showed the only other attempt and he produce an excellent and creative preroll based on the VOTY event Gangster Theme. He very adeptly showed what could be done with images and sound from the web to turn poor media into something worthwhile. If you were not there you missed a very informative demo of creative talent. Well done Ruskin.

A short video on producing a documentary with a B Roll and interview footage was shown. Systematic building of the Doco. Story line was discussed in the video. A very useful review of process for would be documentary makers.

After a cuppa Scotty ran a discussion session on our "You be the Judge" exercise. Unfortunately only five members has completed the on line judging, nevertheless there was enough data in the five summaries to provide a very credible consolidated result. Each of the Bristol UK Club videos was shown separately then judged by attendees in small groups. Very interesting to see the similar comments and result versus the on line consolidation. Group discussion accentuated the variations that can come from separate judges. We did conclude that Judging is not all that simple if it is to be the basis for useful feedback for ongoing improvement by submitters.

Hats off to the Judges who provide their time and expertise to judge our Club Competitions.


A very productive meeting if you missed it you can still complete the Green Screen VOTY Preroll exercise and the on line judging. If additional inputs are forthcoming we can review them briefly on a Focus or Club night soon.

A Simple Editing Illusion

This example of an editing illusion is taken from the book *'100 Great Home Movie Techniques'* by Chris Kenworthy which is in the Club Library and is packed with 100 simple, accessible and useful ideas for all manner of things.

There are 12 categories and a number of ideas in each one. Get it out of the Club Library and have a look for yourself.

- Lighting Effects - 14 ideas
- Camera Illusions - 9
- Camera Movement - 13
- Editing Illusions - 8
- Production Effects - 11
- Visual Effects - 14
- Safe Stunts - 4 ideas
- Advanced Effects - 5
- Night Shoots - 8
- Weather - 5
- Sound - 4
- Make-up - 5



Passing through a wall

This is an effect often used in the movies. The camera appears to move straight toward a wall and then pass through it, as a ghost might do. This effects requires some familiarity with your computer software but it isn't very difficult to do.

The trick is to keep your camera movements smooth and flowing, so everything blends together. You can, of course, shoot the outside wall in a completely different location to the interior room. As long as the illusion looks real, it doesn't matter where or when the different shots actually occur.



- 1** Your aim is to create a swooping motion toward the wall. If you head straight for the wall, the audience won't see anything except a wall filling the frame, and as such, won't know where the shot is supposed to be happening. By moving alongside the wall and then turning toward it, your shot will be more effective.




- 2** The resulting shot shows the camera moving down the alleyway, and then turning suddenly toward the wall. To the audience it seems as though the camera is about to smash into the wall. Keep your lens wide to exaggerate the wall rushing up, but be careful not to actually walk into the wall.



3

Shoot footage of walls (as shown, left), both indoors and out. For each segment of wall, shoot five or six seconds so that you can easily load the clips into your software. These clips will be blended to create the sensation of moving through a brick wall.



4

In your editing software, arrange the clips so that . To create the sensation of moving forward, you should also make the wall clips as the opening shot comes to a close, one of your inner-wall shots fades up. Use the Opacity controls so that each wall clip fades rapidly to the next.

5

To create the sensation of moving forward, you should also make the wall clips grow larger while they are visible. When the first wall clip begins, it will have a Scale of 100 percent. Click the Keyframe button, then go to the end of the clip, controls so that each wall clip fades rapidly to the next. and set the Scale to 130 percent. Repeat this for the other inner wall clips. Experiment to see how much scale change is required to create an illusion of motion to match your footage.



6

Finally, you should fade through to The interior scene. This should be shot with the same forward speed as your exterior shot, to complete the illusion. Once you've apparently moved into the room, you can slow the forward motion down again, coming to a complete halt. Or you can continue to pass through wall after wall, swooping through the whole house, depending on your desired effect.

This example of an editing illusion is taken from the book **'100 Great Home Movie Techniques'** by Chris Kenworthy which is in the Club Library and is packed with 100 simple, accessible and useful ideas for all manner of things.

There are 12 categories and various ideas in each one. Take it out of the Club Library and have a look for yourself.



CLUB MEETING— 27TH MAY, 2015



The Caves



Paul Szilard & Ilma Cave



Graham Sainty with Stuart Plant



Eddie Hanham, Margaret Tulloh & Elvio Favalessa



Ron Cooper, Gerry Benjamin & Chris Saville



Rob Nercessian & our man from Hong Kong Ernest Cheung



Lee Crispe & Beryl Stevens

Ian Howard



President:

Ruskin Spiers

Vice President:

Ami Levartovsky

Secretary:

Ian Scott

Treasurer:

Elvio Favalessa

The Club meets on the FOURTH WEDNESDAY of each month (except for November & December) at 8pm at the Dougherty Centre, Victor Street, Chatswood. Tea & Coffee are available from 7pm FOCUS nights, which usually cover

technical subjects, are held on the SECOND WEDNESDAY of each month (except January & December) at 7.30PM at the Dougherty Centre, Victor Street, Chatswood.

The Committee meets on the FIRST WEDNESDAY of each month. Members are always welcome to attend, and for meeting time and venue, see any committee member. members are always welcome. Annual membership is single \$70, Couple/Family\$ 95, Overseas and Country members \$35

Note: Equipment brought to a Club night is not covered by the Club's insurance. Members should study their household insurance and check whether their video equipment is covered away from their premises and consider whether their cover should be extended.

All articles in the "Electronic Eye" magazine are copyright. Reproduction is allowed by other video clubs providing both author and The Sydney Video Makers Club are acknowledged.

Disclaimer: In regard to any products, services or procedures which are either advertised or mentioned in this newsletter, members should determine for themselves the reliability and/or suitability for their own requirements. The Sydney Video Makers Club cannot accept responsibility for any product or service statements made herein, and the opinions and comments of any contributors are not necessarily those of the club or the Committee.



President	Ruskin Spiers	0420 834 080
Vice President	Ami Levartovsky	0419 041 901
Secretary	Ian Scott	0419 239 953
Treasurer	Elvio Favalessa	0438 980 060
Membership Secretary	Elvio Favalessa	0438 980 060
Library Manager	Graham Sainty	0412 764 771
Social Secretary	Mike Elton	0401 928 994
Committee	Graham Sainty	0412 784 771
Committee	Paul Szilard	9925 0812
Committee	Stuart Plant	9909 2509
Competition Manager	shared - Paul Szilard & Michael O'Shea	

OTHER ROLES

Presentation team	Phil Brighton, Ian Howard, Stuart Plant,	
Editor Electronic Eye	Margaret Tulloh	9451 9718
Web Master	Ruskin Spiers & Paul Szilard	
Publicity Officer	Stuart Plants	
Team Coordinator	Ruskin Spiers	

Please address all correspondence for Committee Action to:
The Secretary,
Sydney Video Makers Club,
P.O. Box 1185,
CHATSWOOD NSW 2057