

ENJOYING VISUAL TECHNOLOGY

**SYDNEY VIDEO
MAKERS CLUB**



ELECTRONIC EYE

N E W S L E T T E R

OCTOBER, 2014

2014

- | | |
|-------|-------------------------------------|
| 2- 3 | Presidents Message. |
| 4- 5 | SVM Music Video. |
| 6 | Nuts at Play. |
| 7 | Interesting Links. |
| 8 | VOTY. |
| 9- 10 | Paul's Video Tips |
| 11-16 | Field Audio |
| 17 | Microsoft Expression Encoder |
| 18-21 | Focus Night 8th October Photos. |
| 22 | My Latest Camera. |
| 23-24 | Club Meeting 24th September Photos. |
| 25 | 2015 Calendar. |
| 27 | Committee Details. |



Next Meeting
Wednesday
22nd October, 2014

www.sydneyvideomakers.org.au

Presidents Message

First of all a big thank you to Kent, Rob and Brian for putting together the last Focus Night as well as to Ian for MC'ing and Elvio for catering. It was an interesting evening with a mix of insights into approaches to capturing audio and certainly a great evening if you wanted to see an impressive collection of high quality audio equipment on display.

Next week is of course the **deadline for VOTY entries** and hopefully everyone who's planning on entering is almost finished. This year Tropfest apparently had over 600 entries and, whilst we don't expect quite that many, from what I already know of that people are working on, we should have an excellent and full programme at VOTY with a great range of videos on show.

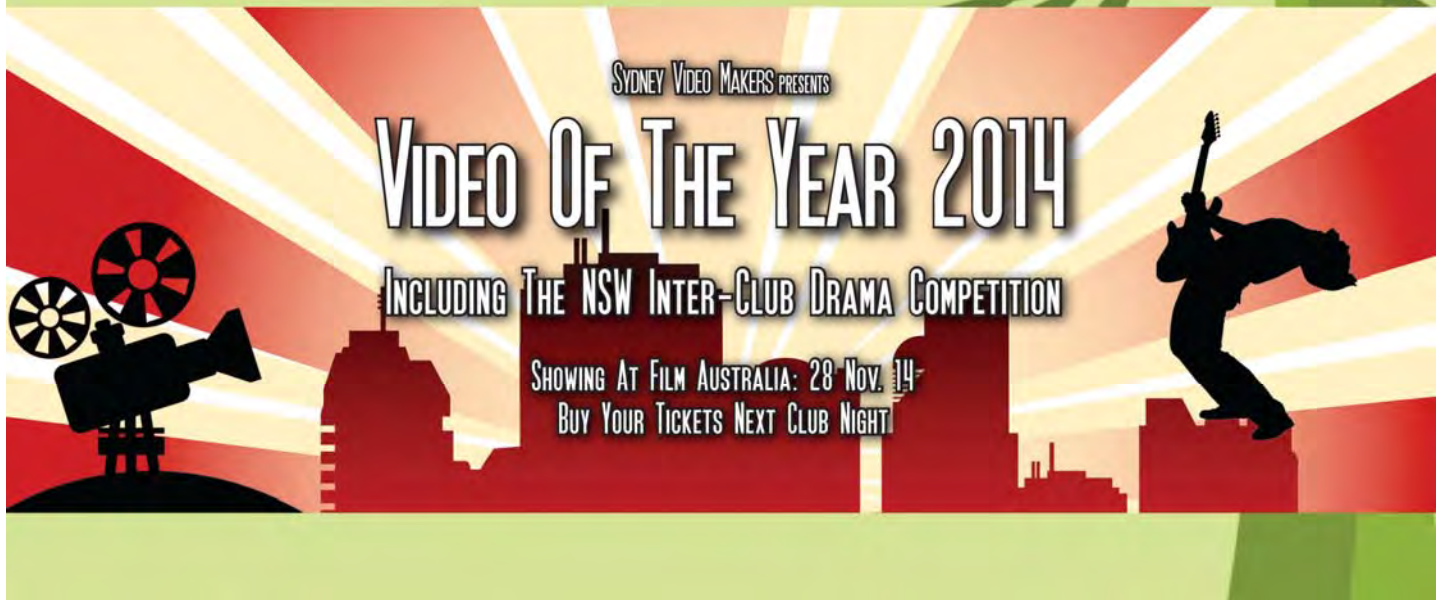
In fact, a few entries have already been submitted and we also have a number of excellent judges lined up ready to go with potentially a couple more still to confirm so I'm hoping we get some really high quality feedback too.

As with all the competition entries this year you can **submit entries on a USB stick**, no need for a DVD and certainly no need for more than one copy. Alternatively you can submit a Vimeo number but if you do then please also bring a copy on a USB stick which we will use to play at VOTY itself. (Judges will see your Vimeo copy if you use that option).

Please note, there's a **different competition entry form used for VOTY** which is on the website in both the downloads section and on the VOTY page so please try and use the correct one if possible.

Also, there may not be time to copy and return USB sticks on Wednesday so please make sure you're happy to lose the USB stick until the next Focus Night.

In terms of **next weeks programme**, we have a very interesting speaker lined up. **Ruth Fingret is an experienced scriptwriter, director and professional trainer** who will be talking to us about how to get the best from a script and from actors as a director. Ruth also knows the Club well and so knows what sort of things



will help us to improve and can tailor her advice and examples accordingly. I think Ruth also intends to bring a couple of experienced actors along to help demonstrate the concepts further and **make the session even more interactive and engaging**. It may be just a little late to help this year's VOTY entries but it will be very interesting all the same.

Thanks to everyone who attended the AGM last month, apologies if I rambled on slightly longer or more passionately than expected but all in all I think we have a very clear direction for next year which the Committee will endeavour to deliver on. We will aim high!

Thanks also to all those who put their hands up to be on the Committee, especially to returning stalwart Ian Scott who, this time last year, probably thought he had escaped for longer than he has!

And finally, VOTY tickets will be available at the next club meeting so please do try and buy them then, it makes Elvio's life a lot easier if they can be done at the Club Night - and also gives us much better visibility into numbers for catering and so on. **So, if you can, do please try and buy your tickets this Wednesday.**

See you then,

Ruskin

SYDNEY VIDEO MAKERS PRESENTS

VIDEO OF THE YEAR 2014

INCLUDING THE NSW INTER-CLUB DRAMA COMPETITION

SHOWING AT FILM AUSTRALIA: 28 NOV. 14

BUY YOUR TICKETS AT THE NEXT CLUB NIGHT

SYDNEY VIDEO MAKERS CLUB

SVM Music Video ... By Rob Nercessian

One thing we haven't done at the club as a group is to shoot a music video

This represents a new challenge as you will be dealing with a number of new issues including filming outdoors under unpredictable lighting situations..

Some have passively filmed musicians performing on stage from a distance which is fine, however having a singer perform specifically for the club whereby the same song will be repeated a number of times in order to capture many angles is more engaging..

The Song I chose for this educational tutorial will be "The last farewell" by Roger Whittaker. I included a You Tube link bellow to give you plenty of time to consider what treatment you would give it.

To add to the quality of the production I am trying to acquire a real sailing ship for our set to engender realism and quality to the shoot, the aim, therefore, is to create a "period" feel to the song

This will not be easy as I will have to find a singer to make this a very memorable experience for SVM.

I was fortunate to befriend Dion Wilton a few years ago on a TV shoot and thus was able to introduce the club to someone who had all the answers or your questions.

Dion was kind enough to provide our club the only hands on, Video-centric private seminars in which our members were able to get deeper into specific aspects as these external courses went on for the whole day.

I have arranged a number of these external courses in the past for SVM but this upcoming one will be the first outdoor location shoot which will require you to use reflectors, available light, Audio, and plenty of cutaways.

Each participant will produce their own version of the music clip and submit it to the club comp (2015).. and may even manage to enter it into the 2015 VOTY in the Music category.

I have allowed plenty of time for you to do this as some of you may want to develop their own creativity by having additional dialogue added, a story line, your own intro filmed on the same location .. make up your own narrative for it. You may wish to involve other actors, provide period costumes, practice make up etc to be incorporated into the project, So you better start on your Log line now!

Just member the music goes on for 4 minutes and to avoid making it too long (and boring) you will have to incorporate any additional story line to be imbedded within those 4 minutes (Approx).. e.g. Music > music levels lowered, acting or any other additional bits > finish with music.

But for most of you just doing the music video would be an enjoyable experience without the complications. Either way, I suggest you may wish to film other footage of the harbour (on another day), or film some drama elsewhere and weave parts of this music video into your own story.. the ocean is the limit..

Again, the challenge for you is not so much the wining but rather to test your own abilities to see how far you have progressed in both creating narratives, and or technical ability since you joined the club..

All members will be requested to help each other finish their respective clips.. exchange clips selflessly, to provide assistance before and after the shoot or help with edit in a generous spirit.

I am also hoping that traditional team members not stick together for this extra special event and try and work with any member within or without the normal team boundaries.

In fact, When I created the “Teams concept” a few years ago, I also built into it a provision to “rotate” members each year so as to widen experiences.. However, the friendships that were built within each team on the first year (6 years ago?) proved too hard to bust up .

Details regarding when, where and the cost of the event will be announced via email as I put the whole thing together. But It is expected to take place after VOTY 2014, or possibly in the new year which will still give you a few months to edit.

<http://www.youtube.com/watch?v=sGWs1HK8iDU>

THE NUTS AT PLAY



INTERESTING LINKS

Some may know about this font site, but just in case you don't. I found it's great and free, and I remember when fonts use to cost you a fortune.

Also remember someone saying, "He who has the most fonts is the winner",

<http://www.fontspace.com>

Another site I found to be very good and was passed on to me by Kent Fry, is Better Bat.

<http://www.betterbatt.com.au/>

They offer you a 400 day warranty and are very good to deal with. I mistakenly order the wrong Asus battery for my Laptop.

They said no problems and exchanged it and even sent me a free return sticker for the mistaken order.

I found them fast very efficient and pleasant, they are based in Melbourne.

Neville Waller



ENTRIES DUE NEXT CLUB NIGHT
VOTY ENTRIES ARE DUE NEXT CLUB NIGHT - 22ND OCTOBER - DON'T MISS OUT

SYDNEY VIDEO MAKERS presents

VIDEO OF THE YEAR 2014

INCLUDING THE NSW INTER-CLUB DRAMA COMPETITION

RUNNING TIME: 2 HOURS TICKETS INCLUDE DRINKS & NIBBLES TICKETS: \$30

CLOSING DATE FOR ENTRIES: 22 OCT. 2014 MORE INFO: www.SYDNEYVIDEOMAKERS.ORG.AU/VOTY2014

SHOWING AT FILM AUSTRALIA - 28 NOVEMBER 2014



Paul's Video Tips

How to use Subclips in FCPX

Subclips in FCPX

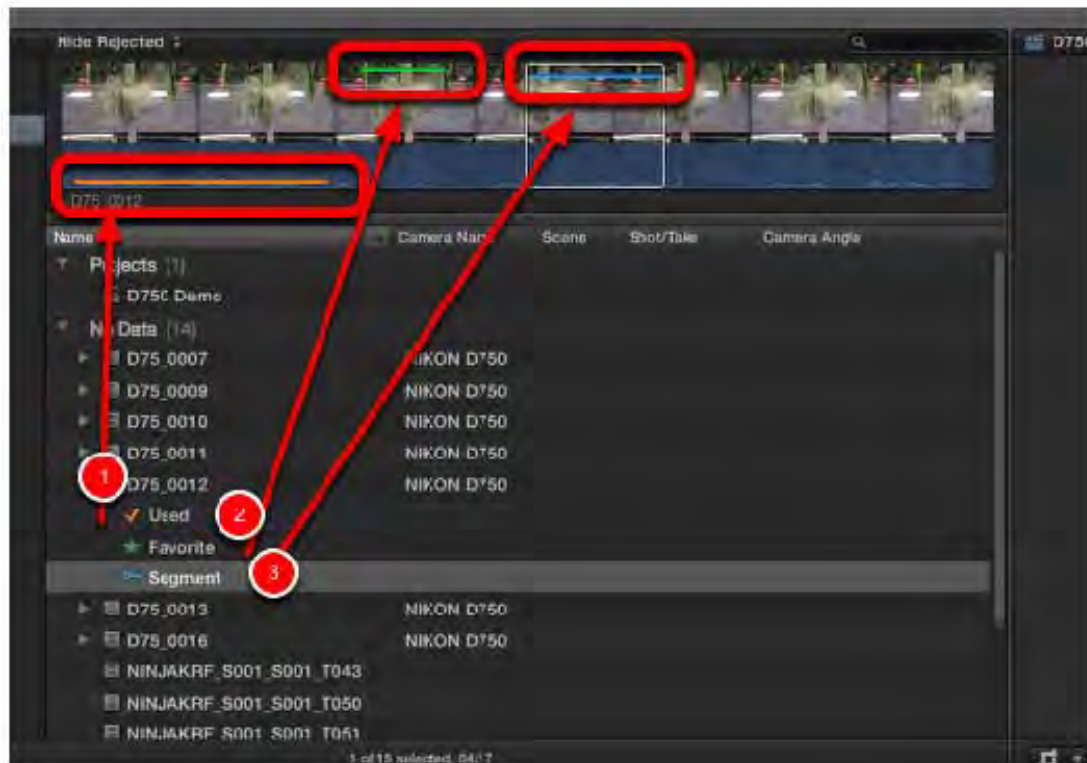
FCPX (Final Cut Pro X) does not have “subclips”, but has an even better way of achieving the same, by using either **FAVOURITES** or **KEY-WORDS** for any Range in a clip.

In the Event Browser view the master clip. Create an In Point and an Out Point to define a range. Now press “F” to make that section a Favourite or press Command+K to create a Keyword for the subclip.

Using Keywords is more powerful as you can sort by keywords, and assign different keywords (e.g. using phrase from the video's actor's script), whereas there is only one kind of Favourite.

FCPX uses different coloured bars for the various type of subclips.

- 1. Orange** - Used in a project
- 2. Green** - Favourite
- 3. Blue** - Keyworded



https://library.creativecow.net/spottedeagle_douglas/POV-Camera-Testing/1

Paul Szilard

Field Audio

Kent R Fry
Sydney Video Makers Club

Audio is as important as pictures

- Audio is considered to be at least as important as pictures in any video;
- It is believed that audiences will tolerate poor, fuzzy or otherwise out of shape pictures;
- It is believed that audiences will NOT tolerate poor audio.

Gathering Audio in the Field

- By this I mean anywhere but in a sound stage which has a large immovable audio mixer and proper audio facilities;
- Portable equipment is required;
- That means it runs on batteries;
- That means it needs to be small and light weight.

Potential Problems of Recording Field Audio

- Distance from the audio source is the prime determinant of the quality of audio generated – the closer the better;
- All microphone recorded audio needs to be boosted from the very small microphone signal;
- The boosting circuit is called a microphone preamplifier;
- The equipment we use to record the microphone signal produces noise of its own, called the 'noise floor'.

The following outlines a hierarchy of ways in which we might mitigate these potential problems.

From Basic Audio to Professional Audio Recording

1. Audio from built in camera microphones;
2. Audio from microphones attached directly to the camera;
3. Audio from a mixer;
4. Audio from a mixer recorded on a separate audio recorder.

1. Built in Mics

- The cameras that we use, with few exceptions, have cheap microphone preamplifiers and other audio components;
- The preamps produce a relatively high noise floor;
- The microphones are generally very basic;
- When the audio is boosted or amplified so is both the low quality mic performance and the noise floor;
- The microphone on the camera is almost always too far from the audio source;
- This approach gives the lowest quality audio we can record.



2. External Mics on Camera

- The next step up in audio quality is to put a reasonable quality microphone on the camera;
- This will alter one of the three quality issues with the basic camera – it will generally improve the quality of the audio being sent to the camera from the microphone;
- It won't be any closer to the audio source;
- It won't alter the noise floor problem;
- This gives the second lowest audio quality we can generate.



3. Mixer between Mics and Camera

- Mixers, such as the Club's Sound Devices 'MixPre-D' are very high quality professional machines;
- They allow the use of higher quality microphones that can be placed away from the camera, right at the sound source;
- This is because they use professional cables that do not induce noise when run for longer distances;
- This now eliminates two of the three quality problems – proximity to the audio source and microphone quality;
- It doesn't eliminate the noise floor problem of the recorder, but can reduce it.



4. External Recorder

- Adding a quality external recorder to the system allows the last quality problem - the noise floor - to be ameliorated;
- Now we have managed all the quality problems, but have created the need for a separate audio person;
- When shooting club features, a separate audio person is as important as a separate camera person!




Connections 1


- Now that we have all the important audio bits, we must connect them properly;
- The audio person is responsible for monitoring the audio and ideally should monitor both the audio being mixed and the audio being recorded.
- This ensures that the recorded audio is not in some way compromised.

The following shows pictorially the hierarchy of mitigation approaches.

Connections 2 – Improve Microphone



Connections 3: Get professional mics and a mixer – get close to the sound source



Connections 4: Monitor with Headphones – make sure the audio is good



Connections 5: Get Headphone audio from the camera – make sure the recorded audio is good



Connections 6: Add an external audio recorder – reduce the noise level problem



The End

You can eliminate each of the three potential audio quality problems:

- Proximity to the sound to be recorded;
- Microphone quality;
- Noise floor;

if you want!

Microsoft Expression Encoder is an advanced audio/video-encoding and live-broadcasting application especially suited for generating content that takes full advantage of the rich graphic and interactive capability of Microsoft Silverlight playback scenarios. You can also generate Windows Media video and audio files that are optimized for other web playback scenarios, or appropriate for playback on portable devices.

For more information about what else is new in this release, see [What's New in Expression Encoder 4](#).

Note: This free version of Expression Encoder 4 does not include support for live IIS Smooth Streaming and H.264 encoding. To use these features, upgrade to Expression Encoder Pro.


<http://www.microsoft.com/en-au/download/details.aspx?id=18974>

Neville Waller

FOCUS NIGHT 8TH OCTOBER, 2014



Ian Howard



Brian O'Reilly




Jerry Benjamin



*Ian Howard, Terry Wayne, &
Rob Necessian*



Elvio Favalessa




Chandra Penmetsa



Ruskin Spiers & Kent Fry



Rob Nercessian
(Looks like he has lost something)




Terry Wayne



Kent Fry & Kent Fry



Ian Scott



Visitor



Barbara Fletcher



Colin Cooper



Beryl Stephens

My latest Camera. by Mike Elton

I became aware of the Sony RX100 when I saw Don Reade with one. It is lightwiegth and compact and can take great video. I had just comeback from a trip where I was carrying a Nikon 3200 and various accessories which was great but heavy. I decided to get one myself. I am very pleased as it meets all the requirements of a camera to travel with. It has a big one inch sensor and a Carl Zeiss Lens. This produces great video images with its 1080p60 (AVCHD) with an MP4 option (50p PAL). It also has steady shot image stabilisation. It is also great for taking candid stills which I like to do. I recommend this camera to anyone wanting a compact reliable camera that can be carried around in a pocket. It has a small but useful 3.6x zoom, and a useful panoramic setting. It has an unusual pop-up flash. The fine sharp screen displays detail of the camera setting. It has two different auto settings as well as settings for Manual, Aperture, Shutterspeed and P operation.

CLUB MEETING NIGHT 24TH SEPTEMBER, 2014



Ruskin Spears



Brian O'Rielly



Barry Crispe, Don Reade, Jim Whitehead & Chris Kembessos



Ruskin Spiers, Ian Scott & Jim Whitehead



George Karadonian



Kent Fry



Guest Speaker Dion.



Rob Necessian



Jim Whitehead




*E
l
m
a

C
a
v
e*



*Graham Sainty, Stuart Plant, Ian Howard
& Visitor*



*B
a
r
r
y

C
r
i
s
p
e*

Diary 2015

January

S	M	T	W	T	F	S
				1	2	3
4	5	6	7	8	9	10
11	12	13	14	15	16	17
18	19	20	21	22	23	24
25	26	27	28	29	30	31

No focus night

Aust. Day

February

1	2	3	4	5	6	7
8	9	10	11	12	13	14
15	16	17	18	19	20	21
22	23	24	25	26	27	28

July

S	M	T	W	T	F	S
			1	2	3	4
5	6	7	8	9	10	11
12	13	14	15	16	17	18
19	20	21	22	23	24	25
26	27	28	29	30	31	

August

						1
2	3	4	5	6	7	8
9	10	11	12	13	14	15
16	17	18	19	20	21	22
23	24	25	26	27	28	29
30	31					

March

1	2	3	4	5	6	7
8	9	10	11	12	13	14
15	16	17	18	19	20	21
22	23	24	25	26	27	28
29	30	31				

September

		1	2	3	4	5
6	7	8	9	10	11	12
13	14	15	16	17	18	19
20	21	22	23	24	25	26
27	28	29	30			

AGM

April

			1	2	3	4
5	6	7	8	9	10	11
12	13	14	15	16	17	18
19	20	21	22	23	24	25
26	27	28	29	30		

Easter

Anzac day

October

				1	2	3
4	5	6	7	8	9	10
11	12	13	14	15	16	17
18	19	20	21	22	23	24
25	26	27	28	29	30	31

Lab day

VOTY Comp close

May

					1	2
3	4	5	6	7	8	9
10	11	12	13	14	15	16
17	18	19	20	21	22	23
24	25	26	27	28	29	30
31						

November

1	2	3	4	5	6	7
8	9	10	11	12	13	14
15	16	17	18	19	20	21
22	23	24	25	26	27	28
29	30					

Focus party night

VOTY

June

	1	2	3	4	5	6
7	8	9	10	11	12	13
14	15	16	17	18	19	20
21	22	23	24	25	26	27
28	29	30				

Queens Bdy.

December

		1	2	3	4	5
6	7	8	9	10	11	12
13	14	15	16	17	18	19
20	21	22	23	24	25	26
27	28	29	30	31		

No club or focus nights

Committee meetings 7.30pm 10.30pm
 Focus nights 7.30pm 10.00 pm

Club nights 7.30pm 10.30pm
 School holidays NSW
 NSW Public holidays

Focus Night meetings are held in the Craft Room, Dougherty Centre, Victor Str, Chatswood

Club Night meetings are held in the Main Auditorium, Dougherty Centre, Victor Str, Chatswood

Club night competitions close and screen on Club nights shown.

- 1 Feb 25 Open subject & genre
- 2 Apr 22 TBA
- 3 Jun 24 TBA
- 4 Aug 26 TBA
- 5 Oct 28 VOTY

Look under competitions on the club Website for more detail about comp. themes.

As per VOTY rules

See website for complete details.

President:
Ruskin Spiers

Vice President:
Ami Levartovsky

Secretary:
Peter Frohlich

Treasurer:
Elvio Favalessa

The Club meets on the FOURTH WEDNESDAY of each month (except for November & December) at 8PM at the Dougherty Centre, Victor Street, Chatswood. Tea & Coffee are available from 7PM. FOCUS nights, which usually cover technical subjects, are held on the SECOND WEDNESDAY of each month (except January & December) at 7.30PM at the Dougherty Centre, Victor Street, Chatswood.

The Committee meets on the FIRST WEDNESDAY of each month. Members are always welcome to attend, and for meeting time and venue, see any committee member.

Member's guests may be invited to meetings; the first visit is free, subsequent visits are \$5. New members are always welcome. Annual membership is single \$60, self and spouse \$85, Overseas and Country members \$35

Note: Equipment brought to a Club night is not covered by the Club's insurance. Members should study their household insurance and check whether their video equipment is covered away from their premises and consider whether their cover should be extended.

All articles in the "Electronic Eye" magazine are copyright. Reproduction is allowed by other video clubs providing both author and The Sydney Video Makers Club are acknowledged.

Disclaimer: In regard to any products, services or procedures which are either advertised or mentioned in this newsletter, members should determine for themselves the reliability and/or suitability for their own requirements. The Sydney Video Makers Club cannot accept responsibility for any product or service statements made herein, and the opinions and comments of any contributors are not necessarily those of the club of the Committee.



President	Ruskin Spiers	0420 834 080
Vice President	Ami Levartovsky	0419 041 901
Secretary	Peter Frohlich	0414 414 441
Treasurer	Elvio Favalessa	0438 980 060
Membership Secretary	Elvio Favalessa	0438 980 060
Library Manager	Graham Sainty	0412 764 771
Event Organiser	Mike Elton	0401 928 994
Committee	Ilma Cave	0410 758 941
Committee	Kerry Gibson	0423 645 532
Committee	Stuart Plant	0412 509 25

OTHER ROLES

Presentation team	Phil Brighton, Ian Howard, Stuart Plant, Kerry Gibson	
Editor Electronic Eye	Margaret Tulloh	0451 9718
Competition Manager	shared - Ruskin, Ilma Cave	
Web Master	Glen Booth	0413 159 003
Visitors Coordinator	Gerry Benjamin, Rob Nercessian	
Team Coordinator		

**Please address all correspondence for Committee Action to:
The Secretary,
Sydney Video Makers Club,
P.O. Box 1185,
CHATSWOOD NSW 2057**